


ACCESS

- All attendees must be registered to attend the Virtual Summit
- Your registration details can be found in your confirmation email
- You may enter the event beginning May 12 at 8:30 a.m. Pacific Time



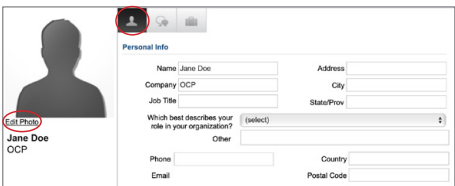
LOBBY

- Explore all the Virtual Summit has to offer! Once you log into the event, you will land in the lobby area. From here, you can visit all the main areas of the event:
 - » Sessions
 - » Expo
 - » OCP Basecamp
 - » Networking Lounge
 - » Media Lounge
 - » Resource Center
 - » OCP Symposium
- Take a virtual tour from the lobby as well!

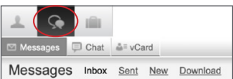


PROFILE

- Personal Info
 - » Customize your personal info, add a photo of yourself, access your documents, and view your connections.
 - » Be sure to set the time zone to your current location. This will ensure that all sessions are listed in your specific time zone.



- Messages, Chats, vCard
 - » Communicate with the OCP Community through in-system **email messages, chats, and vCards**. When someone pings you, you'll see a message bubble displayed in the top right corner. Click the message and you'll be taken to your communication center in your **Profile**.




- Briefcase
 - » Save content you'd like to view later by clicking the briefcase icon located throughout the experience. Saved content is located in the third tab of your **Profile** page.



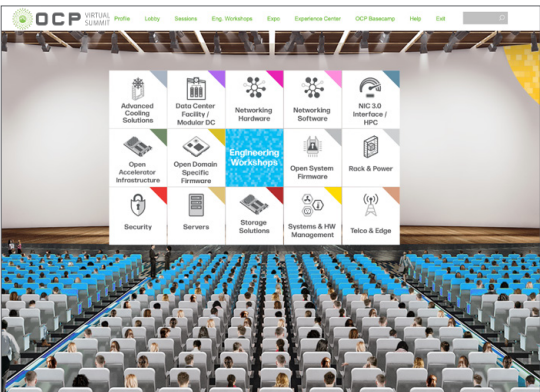
SESSIONS

- Navigate to the virtual theaters by hovering over **Sessions** in the top navigation. This is where you will find presentation times and details.
- Build your personal agenda in each theater:
 - » Some text actions/options that may appear in the builder:
 - › **Add to Agenda** - add sessions to your agenda
 - › **Add to Calendar Icon** - after adding a session to your agenda, download a calendar reminder
 - › **Remove from Agenda**
 - › **Live Now** - session is currently live
 - › **Archiving** - live session has concluded and is archiving
 - › **On Demand** - session is available to view
 - › **Starting Soon** - session will be starting in 30 min or less
 - › **Early Entrance** - a session is beginning shortly and you can enter
- Share sessions using the share icon located on each session



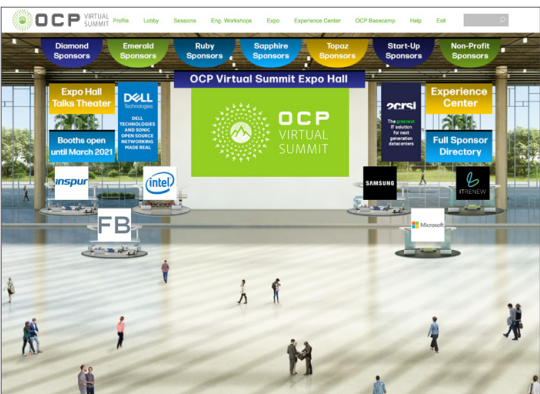
ENGINEERING WORKSHOPS (Eng. Workshops)

- Navigate to the Engineering Workshops through the top navigation bar to bring up all of the different tracks. Explore each track, and view sessions geared toward your interests.
- Check out the Engineering Workshop session chats to engage with the OCP Project Leads throughout the day!



EXPO HALL

- Check out all of the sponsor booths here as well as the Expo Hall Talks theater
 - » Expo Hall Talks are on demand and available at any time
- View sponsor videos, demos, documents, and links
- Connect with sponsor representatives
- Interact via surveys and learn new skills
- Explore the Full Sponsor Directory



EXPERIENCE CENTER

- See best-in-class product demos
- Hear the latest advancements on OCP Accepted™ and OCP Inspired™ products
- Get your questions answered live and provide valuable feedback



OCP BASECAMP

- Chat with Foundation Staff
- Access helpful OCP materials in regards to membership, contributions, events, and more!
- View informational OCP videos to learn more about the Foundation
- Engage with the OCP Community on Twitter using #OCPVirtualSummit



HELP

- Get assistance on any technical support issues you have while interacting in the virtual event.
- Access helpful resources such as guides, FAQs, and support documentation to aid in troubleshooting support requests.

- ✔ *Don't worry if you missed a session, all sessions will be available for the next 10 months through this platform!*
- ✔ *Code of Conduct: Please respect your fellow attendees and follow usual guidelines for appropriate behavior, just as you would during an in-person event.*

